

## HOW TO PLAY

Players take turns in clockwise order.

In order to see who goes first, each player rolls the 6 black dice and the 2 green dice, and whoever rolls the most Attacks (👊) starts the game.

Starting with the first player, and going clockwise: Place your Monster in the borough of your choice, except Manhattan. There can be no more than 2 Monsters in any borough.

*Note: From here on out, the rules and cards will refer to the players as Monsters.*

### ON YOUR TURN:

1. Roll the Dice (up to 3 times)
2. Resolve the Dice (mandatory)
3. Move (generally optional, but sometimes mandatory)
4. Buy Cards (optional)
5. End Your Turn



### 1. ROLL THE DICE

On your turn, you can roll the dice up to three times. For your first roll, you will roll the 6 black dice (the green dice are only used with particular cards). For your second and third rolls (both optional), you can reroll any or all of the dice (even ones that you chose to keep on a previous roll).

### 2. RESOLVE THE DICE

The symbols on the dice after your final roll indicate your actions for this turn.

You can resolve the dice in whatever order you like, however all the dice of the same type must be resolved before resolving another type.

### 3. MOVE

- If there is no one in Manhattan you must move there. When you arrive in Manhattan, you must place your Monster on Lower Manhattan on the 2-4 space.
- If there is already 1 Monster in any zone of Manhattan, you have two options: You can move to any borough that doesn't already have 2 Monsters in it (except Manhattan), or you can just stay in your borough.
- If you were already in Manhattan, advance to the 2-4 space in the next zone up in Manhattan.

*Note: Once you are in Upper Manhattan, you no longer move during this phase.*

*Note: If you were already in Manhattan, you may not move to another borough (unless you have been damaged by another Monster's attack).*

### 4. BUY CARDS

After resolving the dice and making a move, you can buy one or more cards from those available. You are also welcome to spend 2 Energy cubes (2⚡) in order to discard the three available cards and reveal three new ones. You can buy and/or discard cards in any order you like, and as many



times as you want, as long as you have the Energy cubes to do so.

**Each time you buy a card, immediately reveal a replacement for it from the deck.**

*• Example: Kong has 10⚡ and doesn't like the cards currently available. He spends 2⚡ to discard the three cards and reveal the next three. He still has 8⚡ and sees an interesting card that costs 3⚡. He buys it and reveals a new card. He still has 5⚡ which he decides to keep for another turn.*

### 5. END YOUR TURN

Certain card effects activate during this phase.

This is the end of your turn; pass the dice to the player on your left.



## DICE EFFECTS

**Description of the dice:**  
Each die has 6 symbols.

- |                 |               |
|-----------------|---------------|
| ⚡ : Energy      | ♥ : Heal      |
| 👊 : Attack      | ★ : Celebrity |
| 💣 : Destruction | ☠ : Ouch!     |

### ENERGY

You earn 1 Energy cube (⚡) for each ⚡ you roll.

You can hoard Energy cubes until you want to use them.

### ATTACK

You inflict one damage to each 🏠 you roll.

- If you are in Manhattan each 🏠 you roll inflicts damage to all Monsters outside Manhattan.
- If you are not in Manhattan each 🏠 you roll inflicts damage to all Monsters in Manhattan.

Each 🏠 causes any Monster(s) damaged to lose 1 Life Point (1♥). If a Monster loses its last Life Point (♥), it is eliminated.

**If there are no Monsters in Manhattan at the start of your turn, you don't inflict any damage, even if you roll 🏠.**

### HEAL

Each ♥ you rolled allows you to heal 1 Life Point (♥) that you've lost, unless you are in Manhattan. A Monster cannot have more than 10♥.

### DESTRUCTION

You can use 💣 to destroy Buildings or eliminate Units.

The Durability of a Building or Unit indicates the number of 💣 you have to roll in order to destroy it on your turn. When you apply as many Destruction points as the Unit or Building's durability, it is destroyed, and you earn as many ★ (for High-Rises or Tanks), ⚡ (for Power Plants or Jets), or ♥ (for Hospitals or Infantries) as indicated on the tile. When you destroy a Building, turn it over to its Unit side, and

place it in the same borough. If there are still Buildings in the stack, this will reveal a new one, and you can even destroy it immediately if you have enough 🏠 remaining. When you destroy a Unit, take it and put it in front of you. You cannot destroy a Unit on the same turn that it appears. If you have enough 🏠 to destroy a Building or a Unit, you must do so; however you are not required to optimize your 🏠.

*• Example: Captain Fish rolls 🏠🏠🏠, he is in Queens, where there are 3 Buildings visible: a Hospital 2, a High-Rise 2, and a High-Rise 1. He decides to destroy the High-Rise 1 and High-Rise 2 to earn 3★. He still has 1 🏠, but the Buildings revealed are a Hospital 3 and a High-Rise 2. He can't destroy any more Buildings with the 🏠 he has left.*




### CELEBRITY

If you roll fewer than 3★ nothing happens.

If you roll triple-★ or more, you take the Superstar card, and place it in front of you. You immediately earn 1★ +1★ per ★ beyond the first three ★.

From now on, as long as you have the Superstar card in front of you, each ★ you roll earns you 1★.

As soon as another Monster rolls a triple-★, he steals the Superstar card from you.



### OUCH!

If you roll at least 1☠, the military opens fire:

- If you rolled ☠, the Units in your borough attack you; you suffer 1 damage per Unit tile in your borough.



- If you rolled ☠☠, the Units in your borough attack all the Monsters in your borough (including you, of course); each Monster in your borough suffers 1 damage per Unit tile in your borough.

- If you rolled ☠☠☠, all Units in the entire city attack; each Monster suffers 1 damage per Unit tile in his borough.

Moreover, by rolling ☠☠☠, you trigger a counterattack by the entire army, and you become the defender of the city: The Statue of Liberty comes to life and teams up with you. Take the Statue of Liberty card and place it in front of you. As long as you have the Statue of Liberty card in front of you, you have an extra 3★. You lose the extra 3★ as soon as you lose the Statue of Liberty.

## CARD DESCRIPTION


**1: The cost** of a card is in the upper-left corner, and is paid in Energy cubes (⚡).

**2: How to play** the card is indicated above the text.

**3: Effect** of the card is indicated in the bubble.



**KEEP:** Keep these cards face-up for the remainder of the game unless indicated otherwise.



**DISCARD:** Resolve these cards' effects immediately, then discard the card.

## CONTROLLING MANHATTAN

At the start of the game, there are no Monsters in Manhattan. If there are no Monsters in Manhattan at the end of your turn, you must move into Manhattan.

**Note:** The three zones of Manhattan — Lower, Midtown, and Upper — form a single borough. Therefore, there can only be one Monster in Manhattan, regardless of which zone it's in. Buildings and Units in Manhattan are accessible to the Monster in Manhattan, regardless of zone. Similarly, ⚡ allows Units in Manhattan to attack the monster in Manhattan, regardless of zone.

If you are attacked while you are in Manhattan, you may flee Manhattan, to leave your place to the Monster that attacked you (he will have to move into Manhattan during his movement). You still take any damage he inflicted on you. This is the only way you can leave Manhattan.

**Note:** A Discard card that directly damages you is not an attack.

If you are in Manhattan, and are eliminated during an attack, the Monster that attacks you will have to move into Manhattan during his movement.

## EFFECTS OF MANHATTAN

Being in Manhattan provides advantages and inconveniences:

- You earn 1★ when you seize control of Manhattan (→1★). Place your figure in Lower Manhattan.
- At the start of your turn, you earn a number of ★ and ⚡, according to which zone of Manhattan you occupy:
  - Lower = [+1★/+1⚡]
  - Midtown = [+2★/+1⚡]
  - Upper = [+2★/+2⚡]
- When you are in Manhattan, you cannot use ♠ rolls to heal, but they can still serve to trigger other game effects; and you can always use cards to heal yourself (♣).

In addition, the targets of your attacks are determined automatically by where you are:

- If you control Manhattan, your ♠ inflicts damage to all Monsters outside Manhattan.
- If you are outside Manhattan, your ♠ inflicts damage to all Monsters in Manhattan.

## END OF THE GAME

The game ends at the end of a turn if a Monster has reached 20 Victory Points and survived, or if there is only one Monster still in the game. The Monster with 20★, or who is the last survivor wins the game, and is crowned King of New York. If all the Monsters have been eliminated in the same turn, nobody wins.

## ADVANCED RULE

Rules for 5–6 experienced Monsters. In a 5- or 6-player game, there can be as many as two Monsters in Manhattan. The rules are the same for these two Monsters. Having one additional place for the Monsters is quite significant when you have so many Monsters stomping about.

- When a card or an effect targets the Monster in Manhattan, it affects all the Monsters in Manhattan.
- If you are not in Manhattan at step 3 of your turn, you must move into Manhattan if there are fewer than 2 Monsters there.
- Just as in the normal game, only the very first Monster on the very first turn is unable to inflict any damage. If Manhattan is only occupied by one Monster, the attacking Monster inflicts damage on the Monster in Manhattan, and then must move into Manhattan, too.

### • Dice resolution example:

Kong is in Manhattan. It is Capt. Fish's turn. Capt. Fish rolls the 6 dice, and gets the following on his first roll:



He keeps the 1★ and rerolls the other four dice, trying to take the Superstar card; now he has:



He has one roll left. This time, he decides to keep the 1♠ and reroll the other three; now he has:



### • Dice resolution:

Resolution of the dice: Because he rolled 1★, 1★, 1★, 1★, 1♠, 1♠ he destroys a High-Rise with 1 and an Infantry with 2, and earns 1★ (for the High-Rise) and 1♥ (for the Infantry). He eliminates the Infantry, and turns over the High-Rise to its

Unit side, which is another Infantry; he puts it in his borough.

His ♠ means the Infantry deals 1 damage to him.

His ♠ inflicts 1 damage to Kong, who is currently in Manhattan. (If Capt. Fish had been the one in Manhattan, he would have inflicted 1 damage on all the other Monsters.) Kong remains in Manhattan.

Capt. Fish does not gain ★ because he only got one ♠ and he doesn't have the Superstar card.

Capt. Fish got neither ♠ or ⚡, so he doesn't heal any ♥, and he doesn't gain any Energy cubes.

Capt. Fish does not move, and chooses not to buy any cards, so this is the end of his turn. He passes the dice to the player on his left.

During his Move Phase, a Monster in Manhattan advances to the next zone's 2–4 space.

When a monster enters Manhattan, place his figure in the 2–4 space in Lower Manhattan.



When you move into Manhattan, you normally move into the 2–4 space. If there is already a Monster in a 2–4 space regardless of the zone he is in, you must move into the 5–6 space.

There are effectively two tracks: 2–4 and 5–6. The Monster on 2–4 advances to the next 2–4 space; the Monster on 5–6 advances to the next 5–6 space.

When you are playing with 5–6 Monsters, if any 2–4 space is already occupied, the second Monster who enters Manhattan places his figure on the 5–6 space of Lower Manhattan.






Monsters remain in the game, from now on, there can only be one Monster in Manhattan. If there are still two Monsters in Manhattan, the one on the 5-6 space automatically moves out of Manhattan to the borough of his choice which doesn't have already 2 Monsters in it.

## CARD CLARIFICATIONS

- Whenever a card depicts a number followed by ★, this indicates the number of **Victory Points** you earn by buying it.
- It's possible that you reach 20★ but die due to some cards. You must survive your entire turn in order to win. If all the Monsters are eliminated in the same turn... everybody loses!
- No cards permit you to have more than 10♥ unless they explicitly say that you can exceed 10♥.
- Certain Discard cards are linked to a borough, and they cost 1⚡ less if you are in the right borough when you buy them.
- The *Statue of Liberty* and *Superstar* are Goal cards. You earn them exclusively by rolling a particular combination, and you lose them if someone else rolls that combination.
- When you progress in Manhattan, you move along the same type of space: If you are on 2-4, you will advance to the next 2-4; if you are on 5-6, you will advance to the next 5-6. Remember, there can only be 2 Monsters in Manhattan at once!
- If the monsters in Manhattan are attacked, the Monster on the 2-4 space says whether he will flee. If he flees Manhattan, he goes to the borough of his choice (provided it doesn't already have 2 Monsters in it), and the Monster on the 5-6 space moves to the 2-4 space in his current zone, unless he also decides to flee.
- At any time if the Monster in the 2-4 space is eliminated, the Monster on the 5-6 space automatically moves to the 2-4 space in his current zone.
- If the elimination of a Monster means that fewer than five



You must roll ★★ in order to take Superstar.



You immediately gain 1★, +1★ for each additional ★ that you just rolled. While you have this card you gain 1★ for each ★ you roll.

## GLOSSARY

- **Reroll:** Reroll as many of the dice as you wish, one time, unless the card specifies that you can only reroll one die.
- **Damage:** Lose 1♥.
- **Attack / Attacking / Attacker:** A Monster is considered an attacker if it inflicts at least one damage with ♣ from the dice; otherwise, the Monster is not attacking. If a card increases the damage from an attack, it only does so if the Monster is inflicting at least one damage already.

## SUMMARY OF A GAME TURN

On your turn, you must follow these phases in order:

- Earnings** (if you are in Manhattan or if you have Keep cards that give you earnings at the start of your turn)
  - If you are in Manhattan, you earn the ★ and ⚡ indicated in the zone you occupy.
  - **Resolve the Keep cards** that have effects at the start of the turn.

- Roll the dice**  
Roll the dice up to 3 time.

- Resolve the dice**  
You choose the order in which the dice are resolved, but you must resolve all the dice of one type before moving on to the next. If you get at least one ♣, you trigger an attack from the army.

- Move**
  - You must enter Manhattan if there is no Monster there.
  - If Manhattan was already occupied, you can **either move in any borough** that doesn't already have 2 Monsters, **or stay where you are**.
  - If you were already in Manhattan, you must advance to the next zone.

- Buy cards**  
You can buy cards by spending Energy.

- End of your turn**  
If you are still alive and you have 20★ or you are the last Monster standing, you have won! Otherwise, end your turn by passing the dice to the player on your left.

### ATTACK FROM THE ARMY

♣: Take 1 damage per Unit in your borough.  
♣♣: You and the other Monster in your borough each take 1 damage per Unit in your borough.  
♣♣♣: Each Monster everywhere takes 1 damage per Unit in its borough.

Cards that inflict damage as soon as they are purchased (such as *General Ellis*), are not considered to be attacks. Thus, this sort of damage does not enable Monsters in Manhattan to flee; similarly, cards that affect attacks cannot be played in response to such damage.

- **Flee / Drive Out:** When you are in Manhattan, you may yield your place only if a Monster attacks you.

If a card forces or allows a Monster to leave Manhattan (such as *Subway*) the next monster who moves must enter Manhattan.

- **Eliminated:** Having 0♥ (or fewer).

©2014 IELLO USA LLC. King of New York, King of Tokyo, IELLO and their logos are trademarks of IELLO USA LLC in the U.S.A. and of IELLO in other countries. ® and TM denote U.S. trademarks. All rights reserved.

## CREDITS

**Game Design:** Richard Garfield

**Game Development:** Richard Garfield, Skaff Elias, Koni Kim, and Guillaume Gille-Naves

**Art and Colors:** Igor Polouchine, Régis Torres, Arnaud Launay, Mathieu Rebuffat, Charlotte Bey, and Sébastien Lamirand.

**Series Directors:** Cédric Barbé and Patrice Boulet

**Project manager:** Gabriel Durnerin

**Translation:** Nathan Morse

**Revisions:** Russell Grieshop

**Playtests US:** Mons Johnson, Bill Rose, Chip Brown, Rob Watkins, Andrew Gross, and the scourge of Manhattan – Schuyler Garfield.

**Development, design and packaging:** ORIGAMES  
**Coordination, debugging and layout:** Guillaume Gille-Naves

**Art Director & Monster Design:** Igor Polouchine

**Playtests France:** Cédric Barbé, Gabriel Durnerin, Ludovic Papais, Théo Rivière, Stéphane Brissaud, Vincent Vandelli, Justine Bejo, Rodolphe Gilbert, Théodore Polouchine, Frédéric Vasseur, Elliot Gille-Naves, Roman Grolleau, and Timothée Simonot.



**IELLO USA LLC**  
5550 Painted Mirage Rd. Suite 320  
Las Vegas, Nevada 89149 USA

[www.iellogames.com](http://www.iellogames.com)

**IELLO**  
9 Avenue des Érables - Lot 341 54180 Heillecourt FRANCE  
[www.iello.info](http://www.iello.info)

**FOLLOW US ON:**







2-6



8+



40min



You are a giant monster, and you want to become King of New York! Compete against other immense creatures, and destroy everything in your path. In order to win, attack your enemies, crush high-rises, buy new abilities, become a star, and keep an eye on the army: The humans haven't thrown in the towel yet....

## CONTENTS

- 1 rulebook
- 1 gameboard **1**
- 64 cards **2** + 2 special cards: Statue of Liberty and Superstar
- 46 tokens **3** (13 Web, 13 Jinx, 5 Souvenir, 15 Carapace).
- 8 dice (6 black and 2 green) **4**
- 6 Monster boards **5**
- 6 cardboard figures + 6 plastic stands **6**
- A bunch of Energy cubes **7**
- 45 Building/Unit tiles **8**

## GOAL OF THE GAME

The goal of the game is to become King of New York. The game ends as soon as a Monster has earned **20 Victory Points** (★) or if it is the **last Monster standing**.

## SETUP

Place the gameboard **1** in the middle of the table, accessible to all players. This represents the City of **New York**, comprising five distinct boroughs: Staten Island **1**, The Bronx **1**, Queens **1**, Brooklyn **1** and Manhattan **1** (divided into three zones: Lower, Midtown, and Upper Manhattan).

Shuffle all the cards **2** — except the 2 special cards — together in order to form a face-down deck. Put the top 3 cards of the deck face-up on the table near the deck and the tokens. Place the 2 special cards, *Statue of Liberty* and *Superstar*, face-up beside the board. They will be used for certain card effects. Put the 6 black dice **4** in the middle of the table, and keep the 2 green dice to the side (they're only used in certain circumstances).

Each player chooses a Monster, takes its figure **6**, and its Monster board **5**, and sets the dials to 10 Life Points and 0 Victory Points. Form a pool of the Energy cubes **7**. Shuffle all the Building tiles **8** together, and form stacks of 3 Building tiles, Building-side-up. Place 3 of these stacks in each borough of New York. Don't look at the buildings below the top one; they will be revealed as the destruction ensues.

Informations to be kept



★ Victory Points

5



Life Points



2



7




6

## TILE DESCRIPTION

Each tile depicts a Building on one side, and a Unit on the other. These are things that the Monsters can destroy.



2



2

**1 Durability:** The number of required to destroy it.

**2 Reward** for destroying it.

- If the tile you destroy is a **building**, flip it over to its Unit side, and place it in the borough.  
- If the tile you destroy is a **Unit**, remove it from the board.

A Building with a durability of 1 always has an Infantry on its Unit side.



2

A Building with a durability of 2 always has a Jet on its Unit side.



3

A Building with a durability of 3 always has a Tank on its Unit side.



4